

APPOINTMENT CENTRE 2017

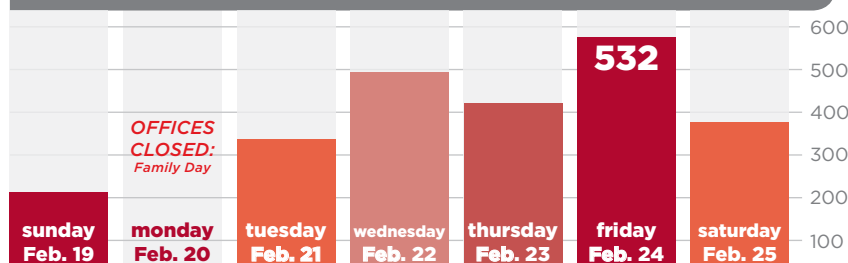


WEEK: February 19 - 25, 2017


APPOINTMENT BREAKDOWN

2407	+18%	86	27.98	<i>This number measures the relationship between properties that Sold this week to the number of appointments made during the same week, thereby measuring Buyer motivation.</i>
appointments booked	% change over previous week (holiday adjusted)	total properties SOLD this week	Sold/Appointment Index	

APPOINTMENTS WEEK AT A GLANCE



SOLD/APPT. INDEX - Past 4 weeks



THE STORY THIS WEEK:

Even with the Family Day closure last week, the Appointment Centre saw an increase in the number of appointments booked. When compared on a daily basis, the increase this week was an impressive 18%! Burlington's District 35 had the most attention from buyers, with the highest number of appointments booked. Hamilton Mountain, Stoney Creek and Waterdown rounded out the rest of the Top 5 Districts. Price Ranges in Hamilton remain steady, while Burlington is beginning to see a shift upward in the most popular price ranges. Overall, February has been a busy month in the Appointment Centre with a 47.3% increase in the number of bookings over the same time period in 2016!

TOP 5 DISTRICTS

for appointments booked	
#1	District 35 - Burlington
#2	District 26 - Hamilton Mountain
#3	District 51 - Stoney Creek
#4	District 17 - Hamilton Mountain
#5	District 46 - Waterdown

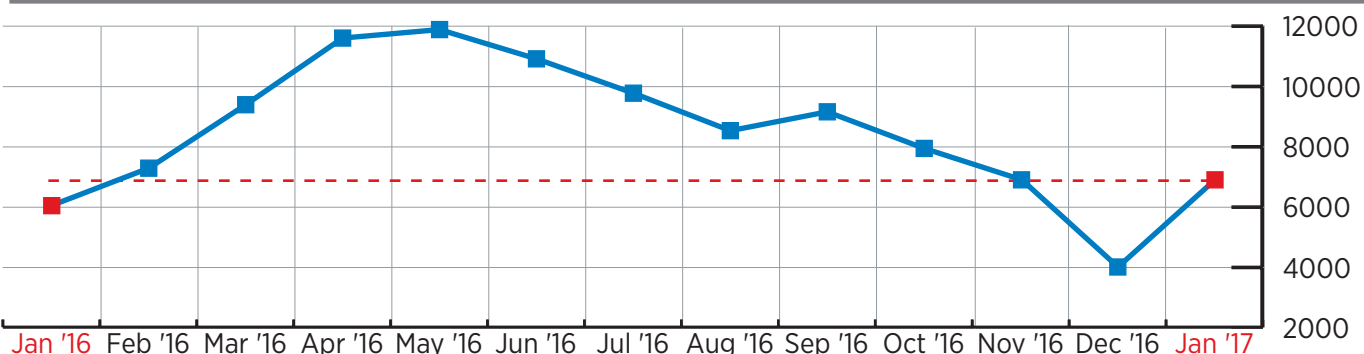
TOP 5 PRICE RANGES

HAMILTON		BURLINGTON	
#1	\$250-300k	#1	\$550-600k
#2	\$350-400k	#2	\$400-450k
#3	\$450-500k	#3	\$1-2M
#4	\$400-450k	#4	\$900k-1M
#5	\$200-250k	#5	\$600-650k

MONTHLY COMPARISON 2016 vs. 2017

7264	6122	9017	+47.3%
total appointments: February 2016	appointments: Feb. 1-25, 2016	appointments: Feb. 1-25, 2017	% change 2017 vs. 2016

APPOINTMENTS YEAR AT A GLANCE



*source: RE/MAX Escarpment internal data.