

# APPOINTMENT CENTRE 2017




**WEEK: February 12 - 18, 2017**

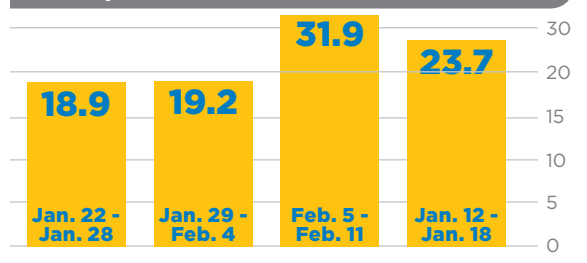
## APPOINTMENT BREAKDOWN

<b>2372</b>	<b>-10.3%</b>	<b>100</b>	<b>23.7</b>	<i>This number measures the relationship between properties that Sold this week to the number of appointments made during the same week, thereby measuring Buyer motivation.</i>
appointments booked	% change over previous week	total properties SOLD this week	Sold/Appointment Index	

## APPOINTMENTS WEEK AT A GLANCE



## SOLD/APPT. INDEX - Past 4 weeks



## THE STORY THIS WEEK:

While the Appointment Centre experienced a slight decrease in appointments booked this past week, the market continues to be strong. The total number of appointments booked are **up an incredible 55.3%** over the same time frame last year. Burlington's District 35 joined the Top 5 this week for appointments booked, with Hamilton East & Mountain continuing to have a prominent showing. The Top 5 Price Ranges in Hamilton were the same as the previous week, only changing slightly in the order they appear. Burlington's Top 5 Price Ranges are covering a wider range, with the lowest active range in the Top 5 being the \$250 - 300K mark and the highest the \$1-2M mark. So far, the number of appointment bookings in February has been impressive.

## TOP 5 DISTRICTS

for appointments booked	
#1	District 23 - Hamilton East
#2	District 15 - Hamilton Mountain
#3	District 35 - Burlington
#4	District 50 - Stoney Creek
#5	District 17 - Hamilton Mountain

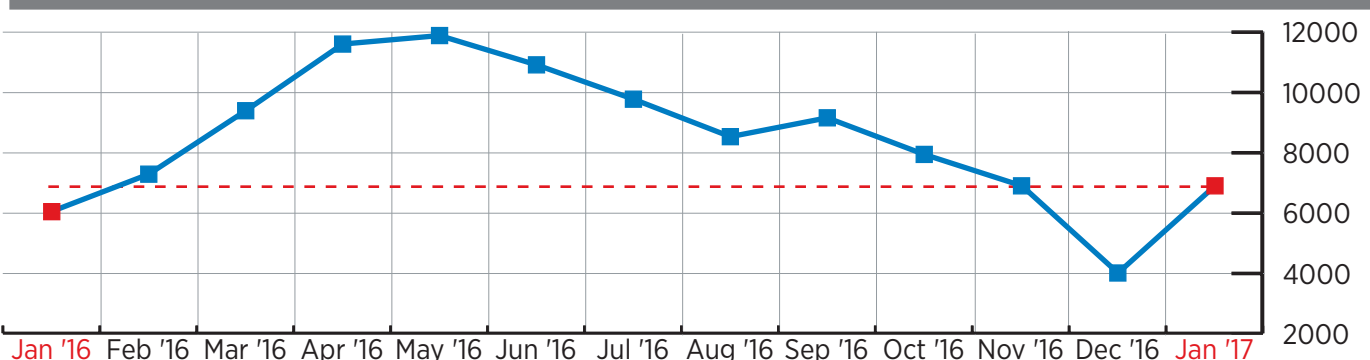
## TOP 5 PRICE RANGES

HAMILTON		BURLINGTON	
#1	\$350-400k	#1	\$550-600k
#2	\$400-450k	#2	\$1-2M
#3	\$300-350k	#3	\$250-300k
#4	\$250-300k	#4	\$800-900K
#5	\$200-250k	#5	\$300-350k

## MONTHLY COMPARISON 2016 vs. 2017

<b>7264</b>	<b>4255</b>	<b>6610</b>	<b>+55.3%</b>
total appointments: February 2016	appointments: Feb. 1-18, 2016	appointments: Feb. 1-18, 2017	% change 2017 vs. 2016

## APPOINTMENTS YEAR AT A GLANCE



\*source: RE/MAX Escarpment internal data.