

APPOINTMENT CENTRE 2017

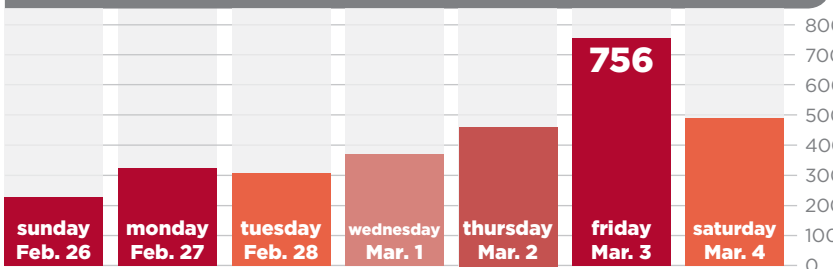


WEEK: February 26 - March 4, 2017

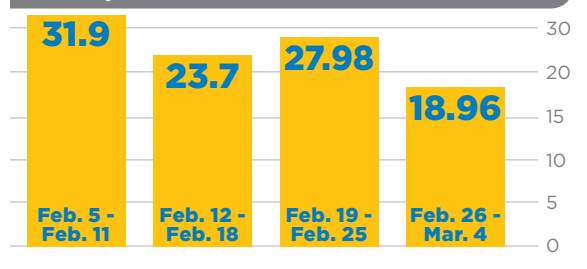
APPOINTMENT BREAKDOWN

2921	+4.3%	154	18.96	<i>This number measures the relationship between properties that Sold this week to the number of appointments made during the same week, thereby measuring Buyer motivation.</i>
appointments booked	% change over previous week	total properties SOLD this week	Sold/Appointment Index	

APPOINTMENTS WEEK AT A GLANCE



SOLD/APPT. INDEX - Past 4 weeks



THE STORY THIS WEEK:

The month of February saw an unusually high volume of appointments for this time of year, with the Appointment Centre experiencing an increase of **35.8%** over February, 2016. This March also looks to be a very promising month as evidenced by the **record breaking one day total of 756 appointments** booked on Friday, March 3, breaking the previous record of 703 appointments on May 6, 2016. Hamilton Mountain, Hamilton West & Hamilton Centre held all 5 spots in the Top 5 Districts this week, while Price Ranges in Hamilton were mostly unchanged. Burlington's Top 5 Price Ranges are still trending upward with the \$750-800k range in the number 1 spot this week. Overall, the numbers are quite impressive as we head into March and warmer temperatures!

TOP 5 DISTRICTS

for appointments booked	
#1	District 17 - Hamilton Mountain
#2	District 15 - Hamilton Mountain
#3	District 45- Hamilton West
#4	District 20 - Hamilton Centre
#5	District 14 - Hamilton Centre

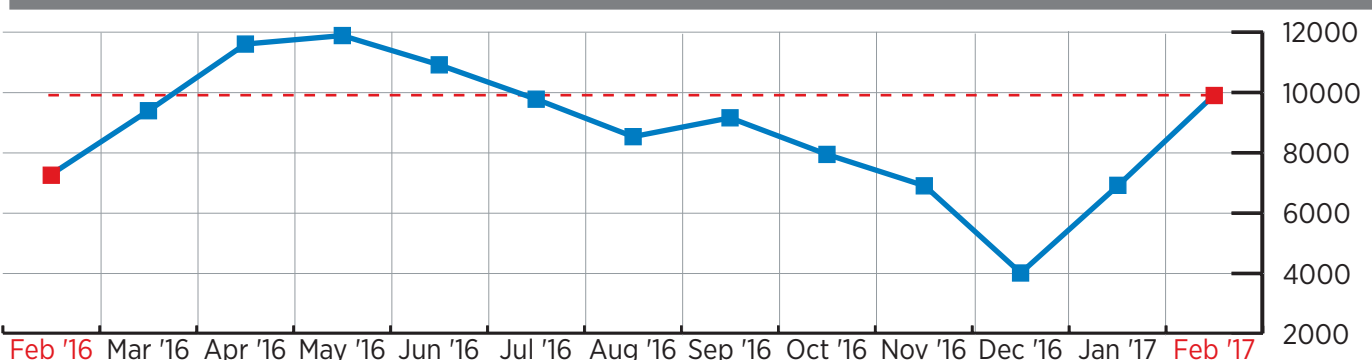
TOP 5 PRICE RANGES

HAMILTON		BURLINGTON	
#1	\$350-400k	#1	\$750-800k
#2	\$400-450k	#2	\$300-350k
#3	\$250-300k	#3	TIED \$350-400k \$800-900k \$1-2M
#4	\$450-500k	#4	\$650-700k
#5	\$300-350k	#5	\$700-750k

MONTHLY COMPARISON 2016 vs. 2017

7264	9867	+35.8%
total appointments: February 2016	total appointments: February 2017	% change 2017 vs. 2016

APPOINTMENTS YEAR AT A GLANCE



*source: RE/MAX Escarpment internal data.